

Standard 22

Anschütz Gyro Compass System



Standard 22 Anschütz gyro compass system

Raytheon Anschütz is the market leader for sophisticated gyro compass technology with more than 110 years of experience.

The Standard 22 combines proven technology and long maintenance intervals with advanced features. Its high quality, accuracy, reliability, and cost effectiveness over lifetime make the Standard 22 the most popular gyro compass in the market – sold for more than 18,000 times.

The Standard 22 gyro compass is type approved in accordance with IMO standards.

BENEFITS AT A GLANCE

- High accuracy and reliability
- Designed for highest operational safety under harshest environmental conditions
- Short installation time and long maintenance periods
- Manual and automatic speed / latitude error correction
- Quick settling reduces the settling time to 1 hour (option)
- Intelligent features as a heading management system
- Modular product range to meet individual requirements on a cost-efficient basis
- Seamless integration into various system environments due to a multitude of interfaces and formats
- IMO approved for standard and high-speed crafts and as rate-of-turn gyro





A LONG TIME SECURE INVESTMENT

The Standard 22 gyro compass offers customers an attractive price / performance ratio over lifetime:

- Easy to integrate, even into existing systems
- Long-term stability of heading information
- Long maintenance intervals
- Long lifetime of gyrosphere (in average five years)
- Worldwide immediate spare part and service support

Standard 22 is a smart solution and a secure investment in your ship – for a long time.

DESIGNED TO OFFER OUTSTANDING RELIABILITY

Anschutz gyro compasses are known for their superior accuracy and reliability even under harshest environmental conditions. With the Standard 22, operational safety was dramatically increased due to a patented data transmission technology that completely replaces the use of slip rings.

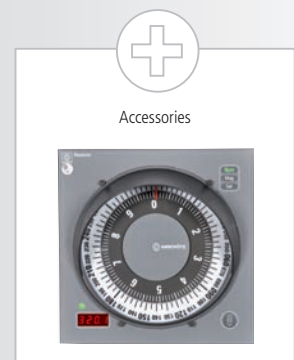


Today its robust design makes Standard 22 the first choice for safety and performance sensitive vessels such as offshore / platform supply vessels, oil/chemical tankers or cruise ships.

MODULAR PRODUCT RANGE

The components



The Standard 22 gyro compass was designed as a modular system to meet customer requirements. The system consists of up to three gyro compasses and can include an operator unit and a distribution unit. Another gyro, a magnetic compass, a satellite compass, and/or an external rate-of-turn gyro can be integrated as additional sensors. A wide range of accessories is available.



INTELLIGENT SYSTEM FEATURES FOR ADDITIONAL VALUE

Standard 22 provides heading information. But in a heading management system, the Standard 22 can offer further features that provide additional value and make the day-to-day work easier.

Compliance to bridge alert management (BAM) standards

The integrated heading monitor compares the heading information from up to four different compasses. An alert is given if a user-defined threshold is exceeded. In case of a gyro compass system alert, the system switches automatically to another compass as required for several class notations and defined by the user.

Standard 22 is compliant to bridge alert management standards. Alerts are prioritized and presented in a consistent manner on the operator unit. Standard 22 allows also to transfer the alerts to a central alert management (CAM) display for a central alert presentation on the bridge. Alerts can be acknowledged from both, the operator unit and the CAM display.

Independent transmitting magnetic compass (TMC) path

The independent TMC path ensures that a failure in the gyro compass system does not affect the processing of the magnetic heading. With this function, various flag state authorities no longer require an optical bypass for the magnetic compass on board of the vessel, resulting in cost savings for the ship yard and the ship owner.

Speed / latitude error correction

For the standard automatic speed / latitude error correction, speed and latitude data are provided by sensors or entered manually via the operator unit. The individual speed error correction function ensures that a failure in a log or GPS receiver only affects the heading of one gyro compass. Benefit: Subsequent systems such as dynamic positioning systems are able to detect a heading error caused by an incorrect latitude or speed information at an early stage.

Integration of compasses

The Standard 22 system allows integration of other compasses such as an existing gyro compass. By doing this a cost efficient interpretation of existing gyro compass or an upgrade from a gyro compass to a heading management system is possible.

A WIDE RANGE OF ACCESSORIES

- Self aligning steering / digital / bearing repeaters
- Nav Data Repeater
- Multi Display
- Different casings for IP 44 and IP 56
- Course and rudder angle printer

Digital Repeater



Steering Repeater



Bearing Repeater



Nav Data Repeater



Multi Display AN 300



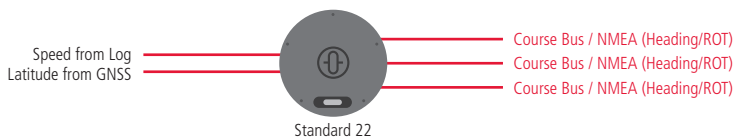
Course Printer



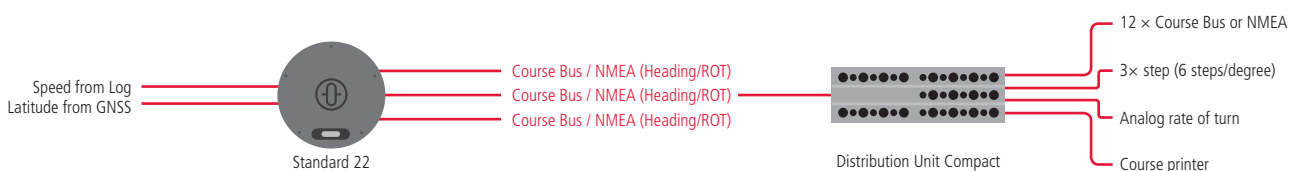


MODULAR SYSTEM ARCHITECTURE

Standard 22 Compact



Standard 22 Compact and Distribution Unit Compact

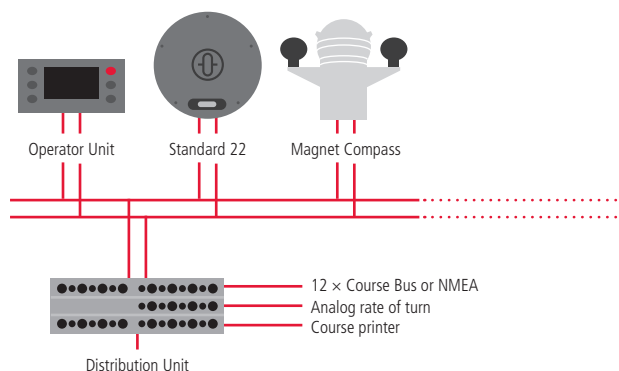


Standard 22 heading management system

This system allows to connect up to three gyro compasses and integrates a magnetic compass or GNSS compass. 12 serial outputs are available in addition to the outputs of Standard 22 for the connection of heading receivers, such as repeaters, autopilots, radars and others.

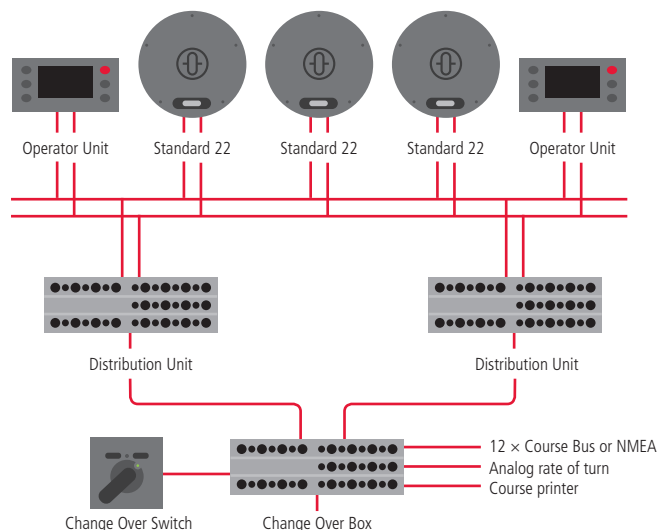
Sensor selection is done with the operator unit. The threshold for a heading difference between different compasses can be defined by the user and is continuously monitored.

Thanks to the CAN bus the wiring effort between the compass components is reduced to a minimum.



Standard 22 heading management system with redundancy in distribution

This system provides a redundancy of the distribution system in addition to the redundancy of compasses. No single failure in this configuration causes a loss of heading information to the connected heading receivers. Such a system (with two gyros) is compliant to the demanding class notations such as DNVGL NAUT-OSV/OC/AW, LR IBS or ABS NIBS.



COST-EFFICIENT RETROFIT SOLUTIONS

How can ship owners with older ships benefit from the various advantages the Standard 22 offers?

Raytheon Anschutz offers a variety of converters that allow ship owners very cost-efficient retrofit solutions. Old gyro compasses transmit the heading information as analog synchro or step signals. Our new converters convert the serial/ digital heading information from new compasses into analog signals to allow the existing equipment to be kept aboard.

The demand of Standard 22 gyro compass has steadily increased over the past years. Nevertheless, thanks to an optimized manufacturing process Raytheon Anschutz can offer the best availability of gyro compasses ever, together with a worldwide faster delivery time. This makes Standard 22 perfectly suited even for time-critical retrofits that cannot afford any delay.

BENEFITS

- Cost-efficient replacement of old gyro compasses
- Cost reduction: Existing repeaters, autopilots and other heading receivers (periphery) can remain on board
- Reduced installation efforts: Use of existing cabling and minimum installation time
- Perfect solution for service organizations – virtually all available compasses on the market can be retrofitted with only three different converters





STEP AND SYNCHRO CONVERTERS

Replacing a gyro with step output


The serial / universal step converter converts serial heading information (NMEA or Course Bus) into step (6step / degree) signals. It is used when an old gyro compass (e.g. from Sperry, Tokimec, Yokogawa, Robertson) with step output is replaced with a new Standard 22.



Technical data

- Configurable output of step signals with 24, 35, 50 or 70 V DC
- One voltage configurable as common plus or common minus
- Max. step output power: 150 W
- 7 outputs (1 A fused), 1 output (6.3 A fused) for distribution
- Converter provides supply voltage for Standard 22 (max. 150 W)
- Supply voltage: 115/230 V 50/60 Hz

Serial/Universal Step Converter



Replacing a gyro with synchro output

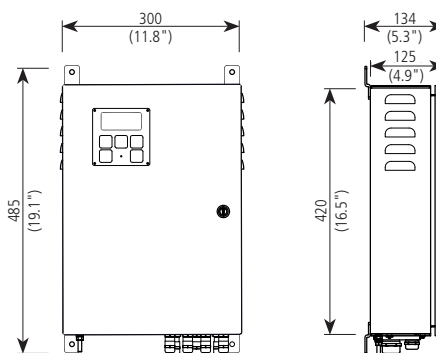
The serial / universal synchro converter converts serial heading information (NMEA or Course Bus) into various synchro signals. It is used when an old gyro compass (e.g. from Anschütz, C. Plath, Tokimec, Yokogawa, Hokushin, Microtechnica, Amur, Kurs 4) with synchro output is replaced with a new Standard 22.

Technical data

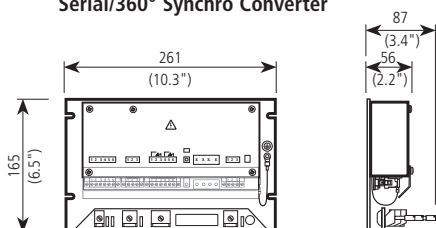
- Configurable output of synchro signals:
Reference voltage: 1..110 V
Signal voltage: 1..100 V
- Turn ratio: 1:360; 1:90; 1:36; 1:2; 1:1
- Converter provides one selectable output signal format
- For a load of max. 12 reference receivers
- Supply voltage: 24 V DC



Serial/Universal Synchro Converter



Serial/360° Synchro Converter



TECHNICAL DATA

Accuracy

- Settle point error 0.1°secLat., RMS
- Static error 0.1°secLat., RMS
- Dynamic error 0.4°secLat., RMS
(periodic roll and pitch+horizontal acceleration)
secLat.=1/cosLatitude

Supply voltage & power consumption

- 24 V DC (18 – 36 V DC)
- 80 W to 140 W (start-up) sensor unit
- 36 W distribution unit
- 6 W operator unit
- 7 W per analogue repeater

General data

Permissible ambient temperature

- Operation -10° C to +55° C
- Storage -25° C to +70° C
without supporting liquid
- Settling time 1h (< 3°) with «Quick settling»
- Max. rate of follow-up 100 °/s
- Permissible periodic roll and pitch angle ±45°

Signal outputs

- 3x Anschütz Course Bus or NMEA
- With distribution unit additionally
- 12x RS 422 individually configurable as Course Bus or NMEA
- 1x RS 232C for course printer
- Rate-of-turn ±10 V DC for 30°/min, 100°/min or 300°/min

Alerts

- System failure with potential-free relays contact
- ALR/ACK NMEA alert communication (acc. to IEC61162-1)
- INS alert communication (acc. to IEC61924-2)

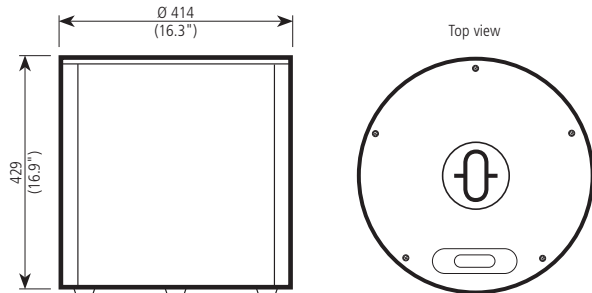
Weight

- Master compass 17.5 kg
- Distribution unit 7.5 kg
- Operator unit 1.5 kg

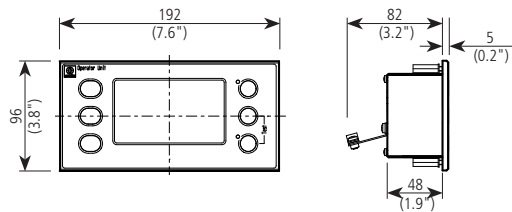
Type of enclosure acc. to IEC/EN 60529

- Gyro compass IP 23
- Operator unit IP 23/IP 56 front sided
- Distribution unit IP 22

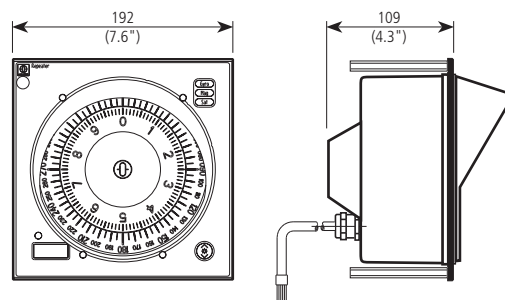
Standard 22



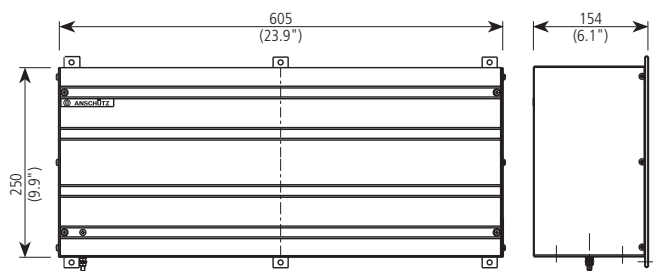
Operator Unit



Steering Repeater Compass



Distribution Unit



Subject to change due to technical developments without notice.

® If not otherwise stated, all trademarks including Anschütz and are registered by Raytheon Anschütz GmbH

All rights reserved · Printed in Germany
RAN 801.90 e / L&S 0416

Raytheon Anschütz GmbH

Headquarters
D-24100 Kiel, Germany
Tel +49(0)431-3019-0
Fax +49(0)431-3019-291
www.raytheon-anschuetz.com